

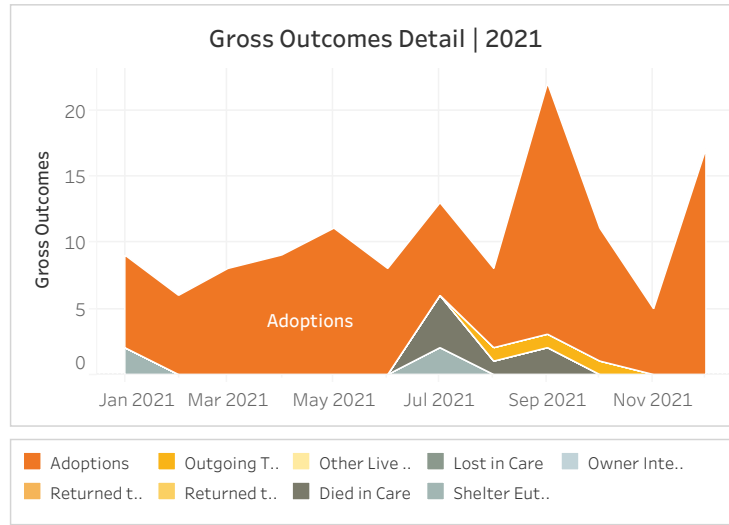
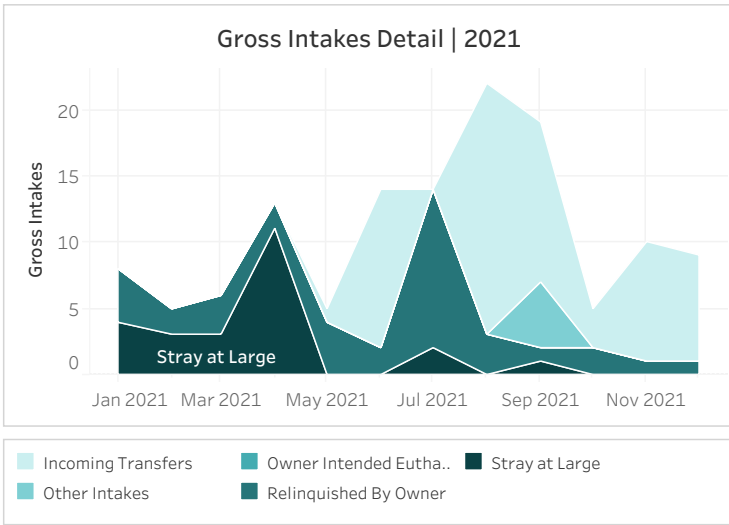
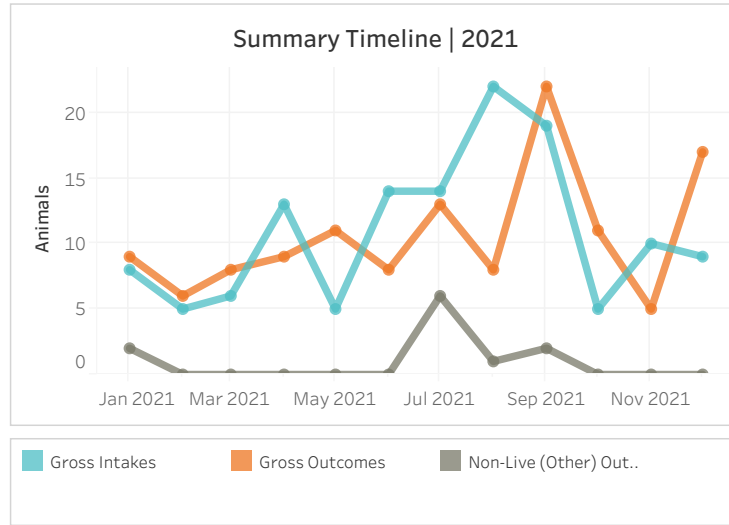
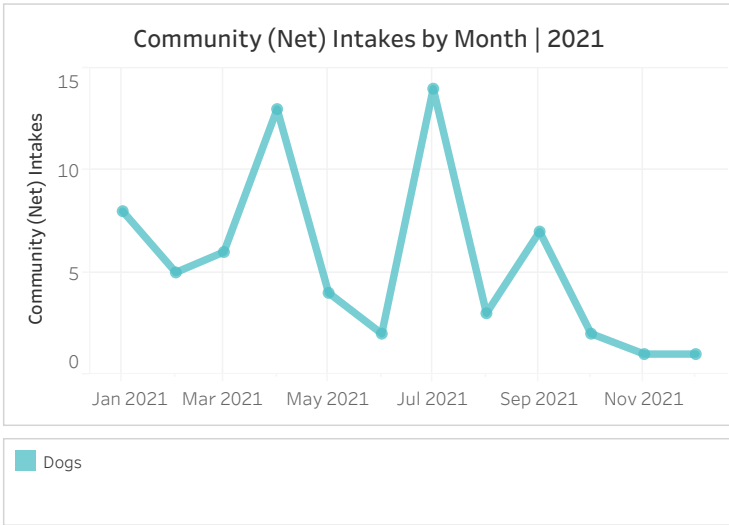
Data Summary | 2021

Updated 1/2/2022 with data through December 2021

[View Detail](#)



Year of Record	Organizations	Gross Intakes	Community (Net) Intakes	Community (Net) Live Outcomes	Non-Live (Other) Outcomes	Gross Outcomes
2021	1	130	66	113	11	127



Filters

Primary Filters
(impact all secondary filters)

Completion Status Key:
Full = all months
Partial = some months
Annual = any non-current year
Year-to-date = only current year

- Select Completion Status
Full - Annual
- Select Year:
2021
- Select Species to include
(default Cats & Dogs):
Dogs

Secondary Filters

State
All

County
All

Organization Type
Rescue without a Govern..

Organization Name
FORT WAYNE PIT BULL CO..

This dashboard is best to use for aggregate data in a single year or looking at monthly changes in a single year. This dashboard is not recommended for comparing data year-over-year. To accurately compare data year-over-year for trends, the same organizations need to be consistently reporting in the entire time period.